

# BOX DETAIL SHEET FOR DUMP BODIES

CORRECT PHYSICAL MEASUREMENTS ARE ESSENTIAL FOR PROPER TARP FIT. PROVIDE ALL REQUESTED INFORMATION OR YOUR ORDER MAY BE DELAYED. **DO NOT** USE UNIVERSAL BOX SIZES. **ALWAYS** USE ACTUAL MEASUREMENTS.

## CONTACT INFORMATION

G08BD-0512

NAME \_\_\_\_\_  
 ADDRESS \_\_\_\_\_  
 EMAIL \_\_\_\_\_  
 CITY \_\_\_\_\_ STATE \_\_\_\_\_ ZIP \_\_\_\_\_  
 PHONE \_\_\_\_\_ FAX \_\_\_\_\_  
 BOX/TRAILER MAKE \_\_\_\_\_

## BOX DIMENSIONS

**A** \_\_\_\_\_ UPPER BOX LENGTH  
**B** \_\_\_\_\_ UPPER BOX WIDTH Front \_\_\_\_\_ Center \_\_\_\_\_ Rear \_\_\_\_\_  
**H** \_\_\_\_\_ SHIELD HEIGHT **J** \_\_\_\_\_ UPPER SHIELD WIDTH  
**K** \_\_\_\_\_ LOWER SHIELD WIDTH **N** \_\_\_\_\_ TOP RAIL WIDTH  
**U** \_\_\_\_\_ INSIDE BOX WIDTH **X** \_\_\_\_\_ BOX HEIGHT  
**U1** \_\_\_\_\_ PLANK-TO-PLANK WIDTH

CORNER CONFIGURATION | *Must select one – see Figure 1*

SQUARE  DIAGONAL  RADIUS

**C** \_\_\_\_\_ OUTSIDE CORNER RADIUS | *For all radius fronts*  
**E** \_\_\_\_\_ FLAT ACROSS FRONT  
**V** \_\_\_\_\_ FLAT ACROSS DIAGONAL  
**W** \_\_\_\_\_ DIAGONAL DEPTH

TARP RAIL STYLE | *See Figure 2*

SQUARE  SELF CLEANING  SQUARE W/PLANKS\*

\*Are planks flush with outside of top rail? Y / N (Circle one)

CAB SHIELD STYLE | *See Figures 3 and 4*

FLAT  RAISED  WITHOUT CAB SHIELD

**A** \_\_\_\_\_ UPPER BOX LENGTH **AJ** \_\_\_\_\_ CAB GUARD DEPTH  
**AC** \_\_\_\_\_ REAR BOW DEPTH **Z** \_\_\_\_\_ CAB GUARD HEIGHT  
**O** \_\_\_\_\_ TOP RAIL DROP Front \_\_\_\_\_ Rear \_\_\_\_\_

FRONT BODY STYLE | *See Figure 5*

1-SIDE/CUT-OUT SHIELD  3/4 RAISED SHIELD  
 TAPERED CAB SHIELD  FULL CAB SHIELD

**AG** \_\_\_\_\_ CAB GUARD WIDTH **H** \_\_\_\_\_ SHIELD HEIGHT  
**AH** \_\_\_\_\_ INSIDE CAB GUARD WIDTH  
**AJ** \_\_\_\_\_ CAB GUARD DEPTH **J** \_\_\_\_\_ UPPER SHIELD WIDTH  
**B** \_\_\_\_\_ UPPER BOX WIDTH **Z** \_\_\_\_\_ CAB GUARD HEIGHT

REAR DUMP STYLE | *See Figure 6*

OVERSLUNG HINGE GATE  COMBO DOOR HINGE GATE  
 HIGH POWER LIFT GATE  RAISED HINGE GATE

**AF** \_\_\_\_\_ HINGE DEPTH **AK** \_\_\_\_\_ HINGE HEIGHT  
**B** \_\_\_\_\_ BOX WIDTH/REAR

TARP WEIGHT

18-OZ.  22-OZ.

TARP COLOR(S) \_\_\_\_\_

Fax 502.583.3352

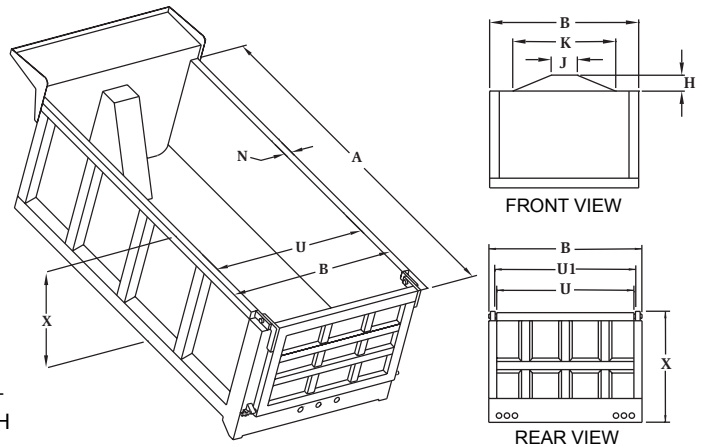


FIGURE 1

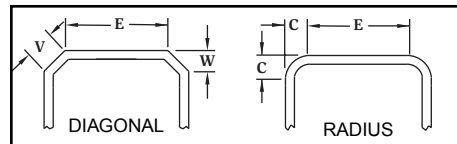


FIGURE 2

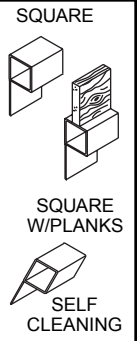


FIGURE 3

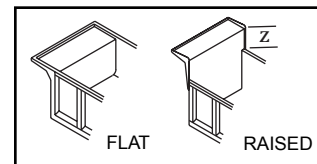


FIGURE 4

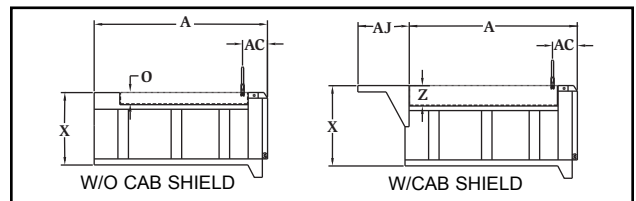


FIGURE 5

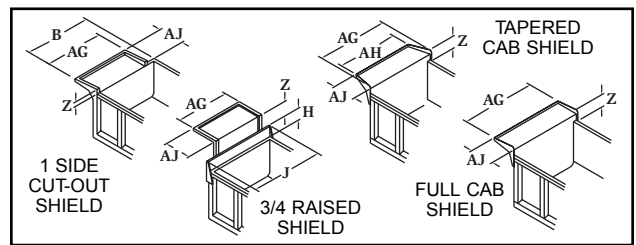
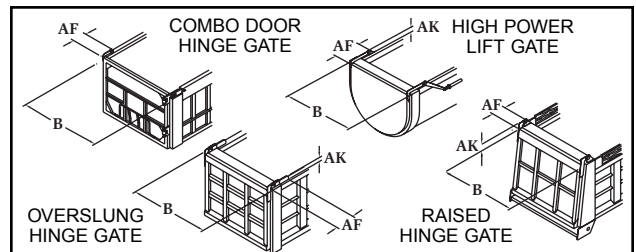


FIGURE 6



Salesperson \_\_\_\_\_