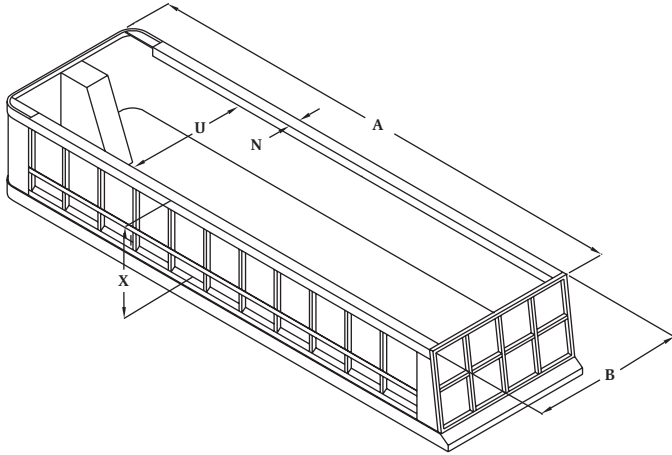


# BOX DETAIL SHEET FOR END DUMPS

CORRECT PHYSICAL MEASUREMENTS ARE ESSENTIAL FOR PROPER TARP FIT. PROVIDE ALL REQUESTED INFORMATION OR YOUR ORDER MAY BE DELAYED. **DO NOT** USE UNIVERSAL BOX SIZES. **ALWAYS** USE ACTUAL MEASUREMENTS.



## CONTACT INFORMATION

G04BD-0512

NAME \_\_\_\_\_  
 ADDRESS \_\_\_\_\_  
 EMAIL \_\_\_\_\_  
 CITY \_\_\_\_\_ STATE \_\_\_\_\_ ZIP \_\_\_\_\_  
 PHONE \_\_\_\_\_ FAX \_\_\_\_\_  
 BOX/TRAILER MAKE \_\_\_\_\_

## BOX DIMENSIONS

A \_\_\_\_\_ UPPER BOX LENGTH  
 B \_\_\_\_\_ UPPER BOX WIDTH  
     Front \_\_\_\_\_ Center \_\_\_\_\_ Rear \_\_\_\_\_  
 N \_\_\_\_\_ TOP RAIL WIDTH  
 U \_\_\_\_\_ INSIDE BOX WIDTH  
 X \_\_\_\_\_ BOX HEIGHT

CORNER CONFIGURATION | *Must select one — see Figure 1*

SQUARE     DIAGONAL     RADIUS/NO RECESS  
 SQUARE RECESS     DIAGONAL RECESS

C \_\_\_\_\_ OUTSIDE CORNER RADIUS | *For all radius fronts*  
 D \_\_\_\_\_ RECESSED WIDTH    E \_\_\_\_\_ FLAT ACROSS FRONT  
 F \_\_\_\_\_ FRONT-CORNER POST    G \_\_\_\_\_ GUSSET LENGTH  
 V \_\_\_\_\_ FLAT ACROSS DIAG.    W \_\_\_\_\_ DIAGONAL DEPTH

TARP RAIL STYLE | *See Figure 2*

SQUARE     SELF CLEANING     SQUARE W/PLANKS\*

\*Are planks flush with outside of top rail? Y / N (Circle one)

TARP RAIL DROP | *See Figure 3*

FRONT     REAR  
 L \_\_\_\_\_ BULKHEAD DEPTH    O1 \_\_\_\_\_ FRONT TOP RAIL DROP  
 M \_\_\_\_\_ THRESHOLD DEPTH    O2 \_\_\_\_\_ REAR TOP RAIL DROP

FRONT END STYLE | *See Figure 4*

RAISED FRONT SHIELD     RAISED SHIELD/FLAT TOP RAIL  
 SLANT W/CURVED RAISED FRONT     SLANT W/SQUARE RAISED FRONT  
 SQUARE TUB W/INVERTED RAM

AD \_\_\_\_\_ CYLINDER HEIGHT    J \_\_\_\_\_ UPPER SHIELD WIDTH  
 AE \_\_\_\_\_ DOGHOUSE DEPTH    J1 \_\_\_\_\_ DOGHOUSE WIDTH  
 H \_\_\_\_\_ SHIELD HEIGHT    K \_\_\_\_\_ LOWER SHIELD WIDTH

REAR DUMP STYLE | *See Figure 5*

OVERSLUNG HINGE GATE     COMBO DOOR HINGE GATE  
 HIGH POWER LIFT GATE     RAISED HINGE GATE

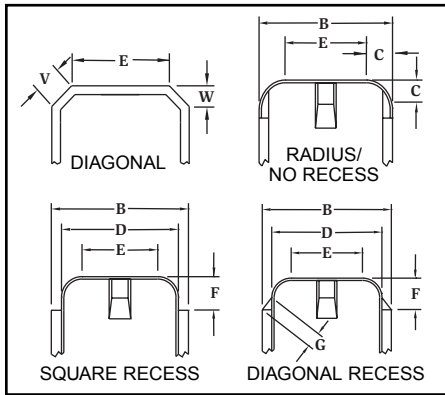
AF \_\_\_\_\_ HINGE DEPTH    AK \_\_\_\_\_ HINGE HEIGHT  
 B \_\_\_\_\_ BOX WIDTH/REAR

TARP WEIGHT

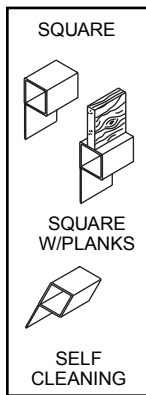
18-OZ.     22-OZ.

TARP COLOR(S) \_\_\_\_\_

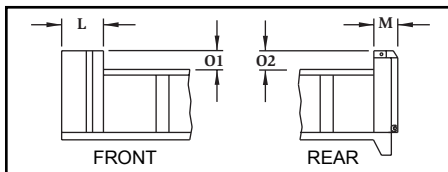
**FIGURE 1**



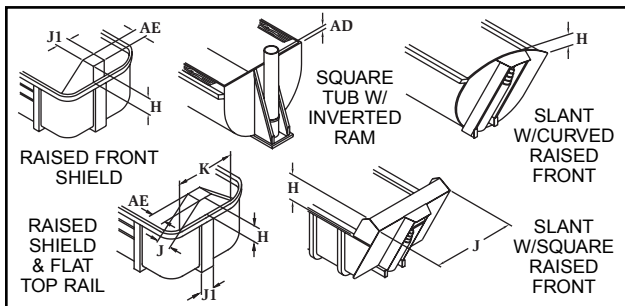
**FIGURE 2**



**FIGURE 3**



**FIGURE 4**



**FIGURE 5**

